
















# Bayview Skiff 13

	Hardware	Use	
<input type="checkbox"/>	1 	Oarlocks	ea
<input type="checkbox"/>	1 	Oarlocks	ea
<input type="checkbox"/>	0.5 	bow eye	pr
<input type="checkbox"/>	1 	oarlock lanyards	pr
<input type="checkbox"/>	1 	bow eye	ea
<input type="checkbox"/>	1 	transom drain, can be swapped out for a Samp-tite brass fitting	ea
<input type="checkbox"/>	13.25 	stem and keel band (see notes) [	ft
<input type="checkbox"/>	50 	half-oval screws	ea
<input type="checkbox"/>	8 	oarlock sockets sides	ea
<input type="checkbox"/>	12 	rubrail screws	ea
<input type="checkbox"/>	20 	rowing seat, side benches	ea
<input type="checkbox"/>	20 	rowing seat, side benches	ea
<input type="checkbox"/>	10 	oarlock lanyard	ft
<input type="checkbox"/>	18 	painter	ft
<input type="checkbox"/>	1 	bedding compound for hardware	ft
	1		ea

[1] Bow eye to aft of bhd 1 = 56.5" (which is a cut off from the Ilur kit)

Aft pc = 102" (which leaves 42.5" for another boat)

Aft pc can be 1/2" (2 - 8.5' pieces)